



SPECIALIST
ULTRASOUND SCANNERS
FOR PROFESSIONALS

DRAMÍŃSKI

BLUE

FAST • EASY • PRECISE

A premium ultrasound scanner that will delight you with its speed, precision and simplicity of use. Intuitive and versatile it will be an indispensable support for every challenge you undertake.

TECHNOLOGIES OF THE FUTURE :



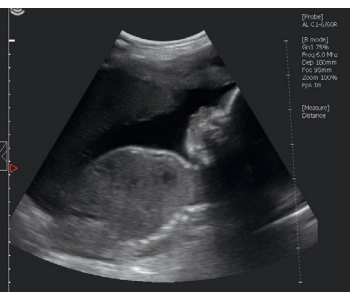
Virtual convex on linear transducers, Virtual Phased Array on convex transducers



System to improve contrast, sharpness and tissue imaging



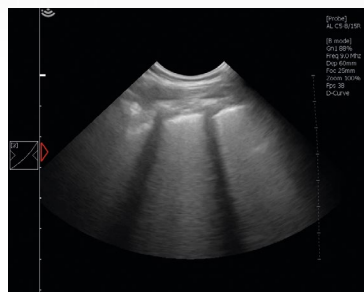
A gray scale curve ideally suited to the perception of the human eye



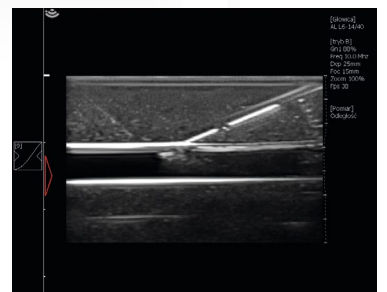
31st week of Pregnancy



Hepatic veins



Lungs - Covid-19



Needle guidance



Very sensitive Doppler



Weight - only 4 kg



12" LCD LED touch screen



Ready to work in less than 30 seconds



Built-in battery allowing for 2.5 hours of continuous operation



External power supply



**SMALL SCANNER,
GREAT POSSIBILITIES**



DRAMIŃSKI FAST is intended for basic ultrasound diagnosis of organs: abdominal cavity, lungs, pericardial sac contents and gynecological examinations. Mobility and small dimensions mean that the scanner can be successfully used in point-of-care diagnostics.

- Weight - less than 2 kg
- Extremely rugged and durable
- Working time on one battery pack - over 4.5 hours



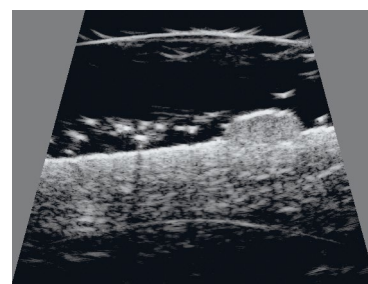
Heart

**DIAGNOSE THE SKIN,
AVOID COMPLICATIONS**



A high-frequency ultrasound scanner will allow you to accurately visualize the structure of healthy or affected skin and its appendages. It will provide you with relevant data and help in choosing and assessing the effectiveness of treatment. Created for dermatologists, cosmetologists, and plastic surgeons who need precise equipment to accurately assess the epidermis, dermis and subcutaneous tissue of a patient.

- 48 MHz probe frequency
- Weight - 300g
- Works with PCs with the WINDOWS operating system



Wart

**PORTABLE, FLEXIBLE
AND DEPENDABLE**

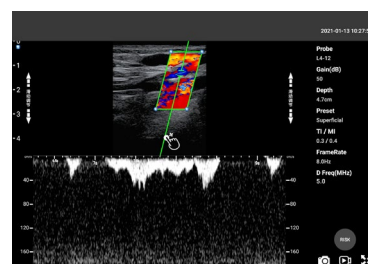
ASUS Ultrasound Imaging System (Model: LU700) is a software based ultrasound solution enabling qualified healthcare professionals to visualize anatomical structures and vessels. Intuitive menu and small size ensure comfort of work while meeting high diagnostic requirements.

- Wireless connectivity
- 4 hours of working time
- compatible with OS, Android and Windows




LU700C

LU700L



Fistula for dialysis



SEE MORE

DRAMIŃSKI S.A.

Wiktora Steffena 21, 11-036 Sząbruk, Poland

 +48 89 675 26 00  ultrasound@draminski.com

Follow us:    

medical.draminski.com